

market leader.

Build a Website that WOW's



Jenn Tervo
Sr. Success Coach, Market Leader

intouch

market leader

The Plan for Today...



Choosing your
layout & images with
the new wizard



Adding widgets
for next-level
customization



Editing your
content for just the
right look and feel



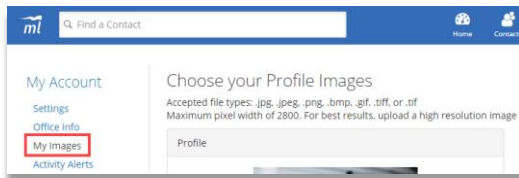
Today's call will be recorded

intouch

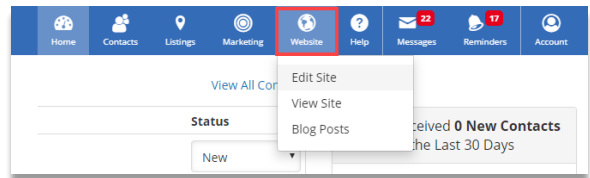
market leader

We Moved a Few Things Around...

Profile images



Website editor



intouch

market leader



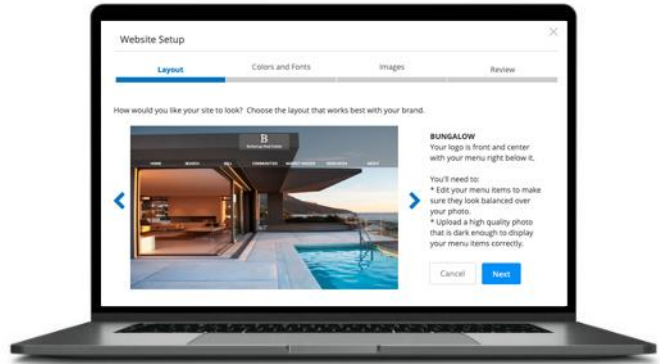
Website Wizard

intouch

market leader


Website Wizard

1. Website layout
2. Colors and fonts
3. Hero image
4. Review & customize



intouch

market leader



BUNGALOW

Impress visitors by displaying your Home page menu over a transparent overlay. Features your logo front and center with your menu right below.

Tips to optimize this layout:

- Use a logo that has a landscape shape (upload in Account Settings)
- Select menu text (dark or light) that is legible over your image
- Select an image that looks good with your logo, images with minimal objects in the top work best

Text Color

Light Text/Dark Background

Cancel Next

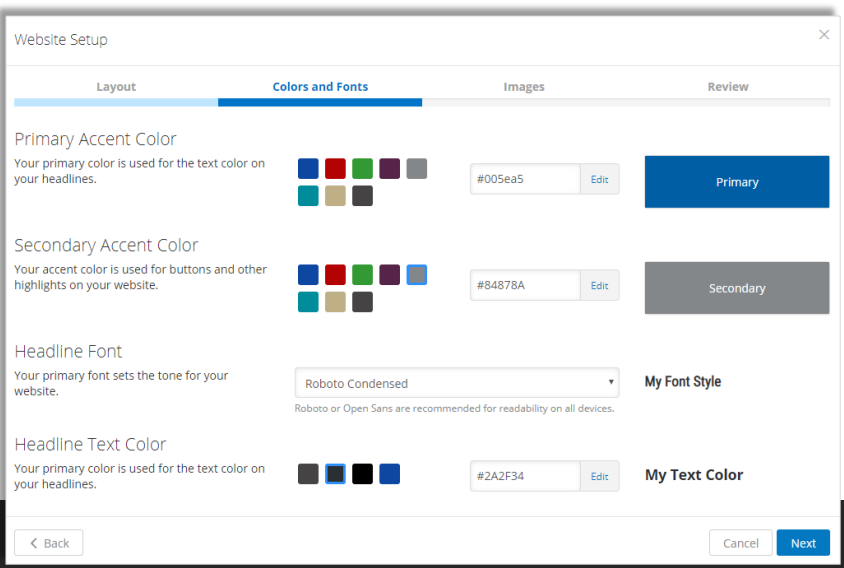
Light mode:
Light background,
dark text

Dark mode:
Dark background,
light text

1 Website layout

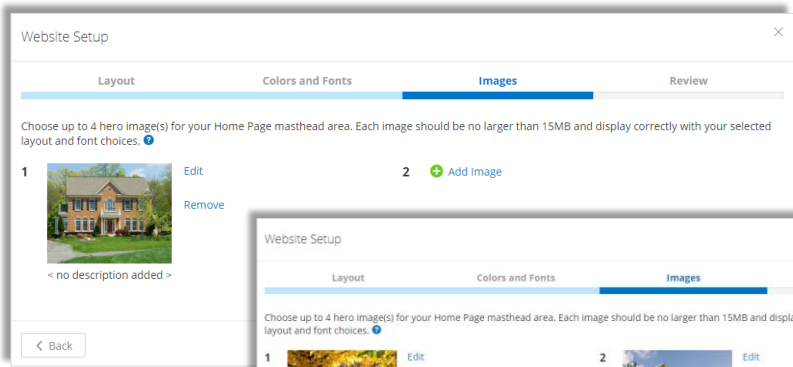
intouch

market leader



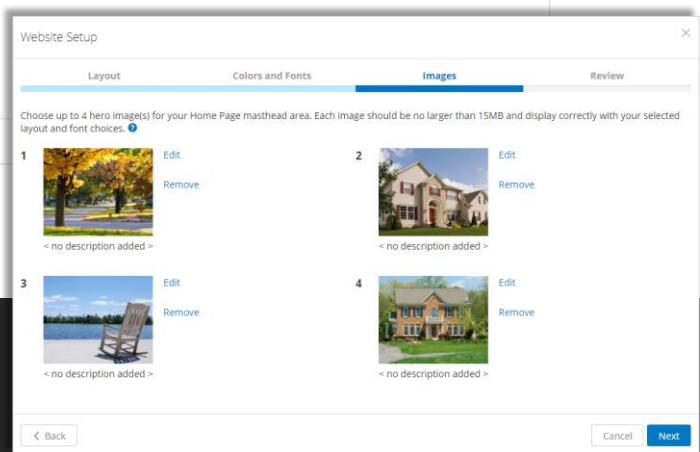
2

Colors and fonts



3

Hero image (add up to four)



4

Review & customize search options

Website Setup

Layout Colors and Fonts Images **Review**

Now that you're set on layout, time to set some final options and review your selections.

Would you like contact info to appear at the top of every page? (optional)

Logo* Name Company Cell Phone Office Phone Social Links

Show property search on your main image?


Display Location

Center-Center

Property Search Text

Find Your Dream Home

< Back Cancel Save



intouch

market leader



Widgets

intouch

market leader



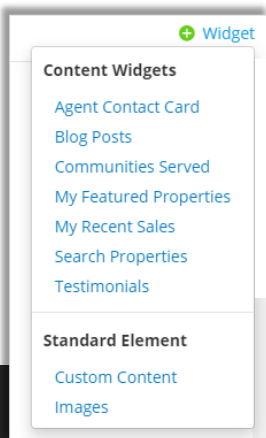
Prebuilt content

to help consumers navigate your website

intouch

market leader

Widgets



- Agent Card
- Blog Posts
- Communities Served
- Featured Properties
- Recent Sales
- Search Properties
- Recommendations
- Custom Content

intouch

market leader



Images

Adding an Image

- Add an **image widget** to browse and upload your image
- Add a **custom content** widget to use the image URL



Choose how
you add images



Next Steps

intouch

market leader

Best Practices

1. Make sure your images are great, high quality images
2. Add the logo that looks best on your chosen layout
3. Review & update your bio




Get ready for a
beautiful website!

intouch

market leader

Build a Website That WOWs



Choose your layout
& images with the
new website wizard



Explore & add
widgets for next-level
customization



Create an exceptional
experience for
consumers



You'll receive a link to today's recording shortly!

intouch

market leader



Questions?

intouch

market leader